

# Scrubs Shaped Card

Project and template designed by Sara Sandberg

## Step 1

First of all I have inked the edges to add depth. It's better to sponge the ink gently and build it up when doing this.



Add the trimmings to the neck, sleeves and bottom of the scrubs.

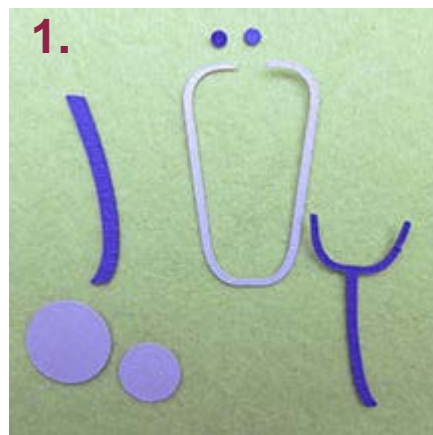


## Step 2

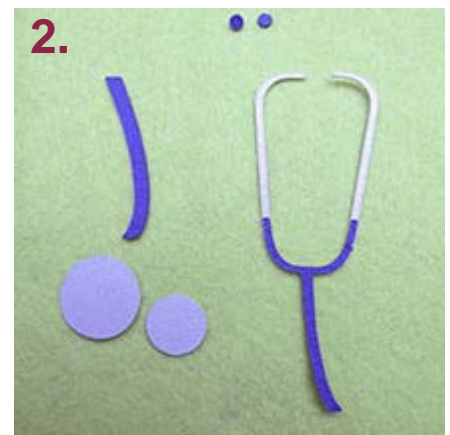
Put the stethoscope together and attach it to your scrubs as shown. Add the pocket too.



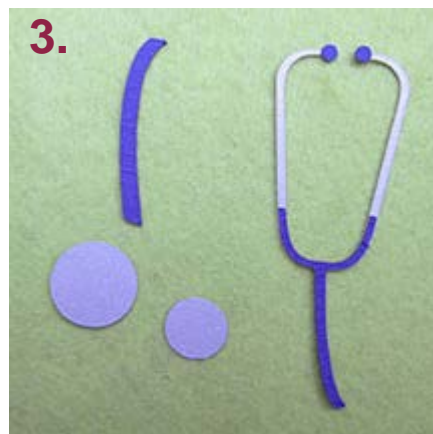
## Stethoscope



1. Cut out your pieces.



2. Add the blue piece to the silver ear piece (on right)



3. Add the ear buds.



4. Glue the circles together (left)